

2024 annual report to the Community

# Aberfoyle Hub Primary School

Aberfoyle Hub Primary School number: 536

Partnership: South Valley



School principal:

Sarah Magnusson

Date of endorsement:

05/02/2025



# Context Statement

Aberfoyle Hub Primary School caters for students from R-6. At the time of this report, the enrolment in 2024 is 257. Aberfoyle Hub Primary School is classified as Category 6 on the Department for Education Index of Educational Disadvantage. At the time of this report, the school population includes 2% Aboriginal students, 21% students with disabilities, 1% students with English as an additional language or dialect (EALD) funded background, 2% children/young people in care. Further information about the school is available on the school's website (including its context statement), as well as the My School website.

Data Source: Department for Education data holdings from Mid census captured in AUGUST 2024.

## Governing Council Report

As the representative of the Aberfoyle Hub Primary School Governing Council, I have the pleasure of submitting the 2024 Chairperson Report.

The Governing Council at Aberfoyle Hub Primary School (AHPS) collaborates closely with the school principal and the leadership team to set and monitor the direction of the school, providing an opportunity for parents, caregivers and the school community to be actively involved in these decisions.

I would like to express my thanks and appreciation towards the current Governing Council members, Principal Sarah Magnusson, Deputy Principal Amanda Allen, and all the Aberfoyle Hub Primary Staff for their dedication to the school community throughout 2024. With each year always seeming to go quicker than the last, it is important to pause and reflect on the events, activities, new initiatives, and ongoing site operations coordinated throughout 2024. I wish to acknowledge the combined contribution they have made to the school experience of every student from reception through to year 6. It is evident upon reflection, the enormous contribution of our staff, students and volunteers have made to provide AHPS students a valuable school experience.

Some of the events, activities, site operations, and new initiatives at APHS where Governing Council members and/or volunteers have collaborated with staff and students throughout 2024 include:

- The APHS community recognised the outgoing Canteen Manager, Trish Brewer after 11 years of service, and volunteer/casual staff Andrea Thain for 8 years of service. The APHS Governing Council and the Canteen sub-committee supported AHPS Leadership to explore viable options for the continuation of the Aberfoyle Hub Primary School Canteen into 2025. Despite a wide-ranging recruitment activity to employ a replacement, the Canteen sees itself without a Canteen Manager and was required to close for Term 1 of the 2025 and during this time, Governing Council will continue to explore options for a lunch-order option for students.
- Aberfoyle Hub Primary School Open Night BBQ
- Commitment to the installation in 2025 of a new junior primary outdoor natural playground area
- Parent and carer support with classroom activities including reading, maths and the school library
- Support of the community consultation and polling process to select Auslan as the new language taught to AHPS students in 2025 and beyond
- Annual AHPS 'Flapjacks with Families' Breakfast (Term 1)
- Annual AHPS Mother's Day Stall (Term 2)
- Annual AHPS Father's Day Stall (Term 3)
- AHPS gardening working bee (Term 3 holidays)
- Pedal Prix – AHPS 'Hub Caps' training and competitions
- AHPS Out of School Hours Sports Committee meetings and weekly parent coaching and/or team management of games (Basketball and Soccer throughout Terms 2 and 3)
- AHPS Grounds Committee continue to support in the ongoing achievement of high OSHC attendance numbers in 2024. This includes the update and approval of numerous new/existing policy documents
- AHPS Finance Committee continued its important work in support of the Aberfoyle Hub Primary School Finance Officer by to ensure adequate school funds are available and utilised to positively impact the student learning experience

With several of our current governing Council Members undertaking their final year of service due to their youngest child graduating year 6 at the end of 2024, new community members are encouraged onto the Governing Council. As we embark on a new school year ahead, I invite parents and/or caregivers of ongoing AHPS students to consider joining 2025 Governing Council to support its successful continuity into 2025 and beyond.

On a personal note, 2024 was my final year serving on the APHS Governing Council and I would like to thank Aberfoyle Hub Primary School staff and community members for the support received by my own family since my youngest child joined the school in 2015. I have found my experience as a member of the APHS Governing Council over the past after 7 years to be a rewarding one, and I am grateful for the opportunity to experience first-hand the positive impact the role has on the lives of students, staff, and the school community.

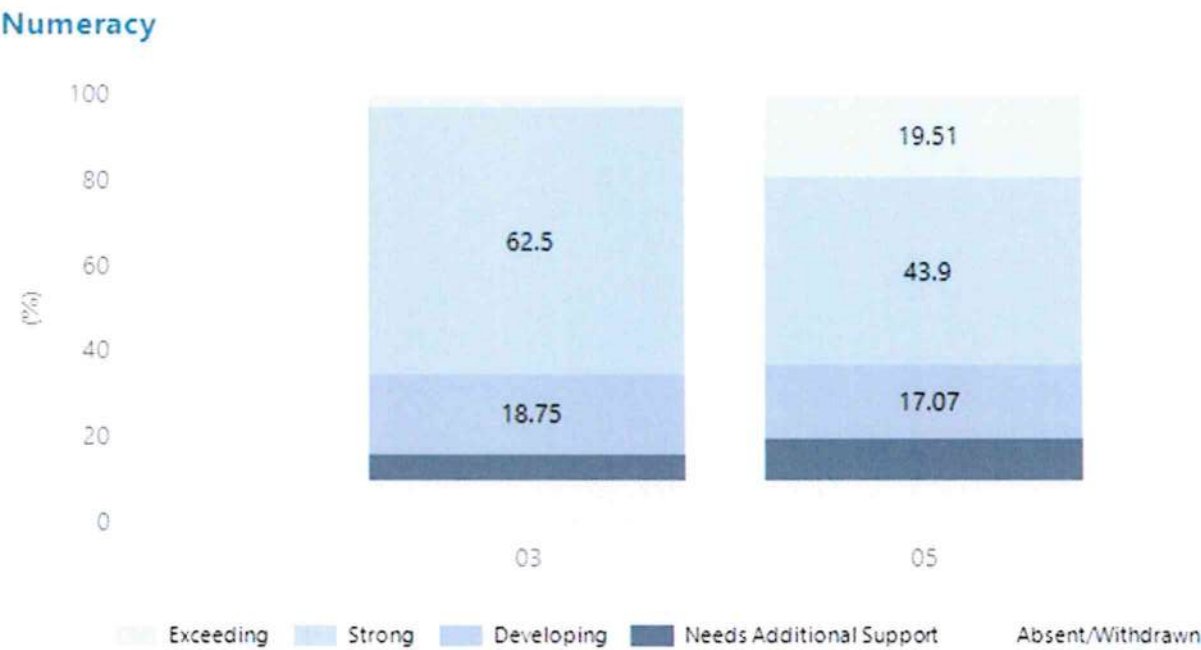
Wishing all students, staff, parents, and caregivers at Aberfoyle Hub Primary School a safe, successful, and memorable school year in 2025.

Kelly Johnson  
Governing Council Chairperson

# Performance Summary

## NAPLAN Proficiency

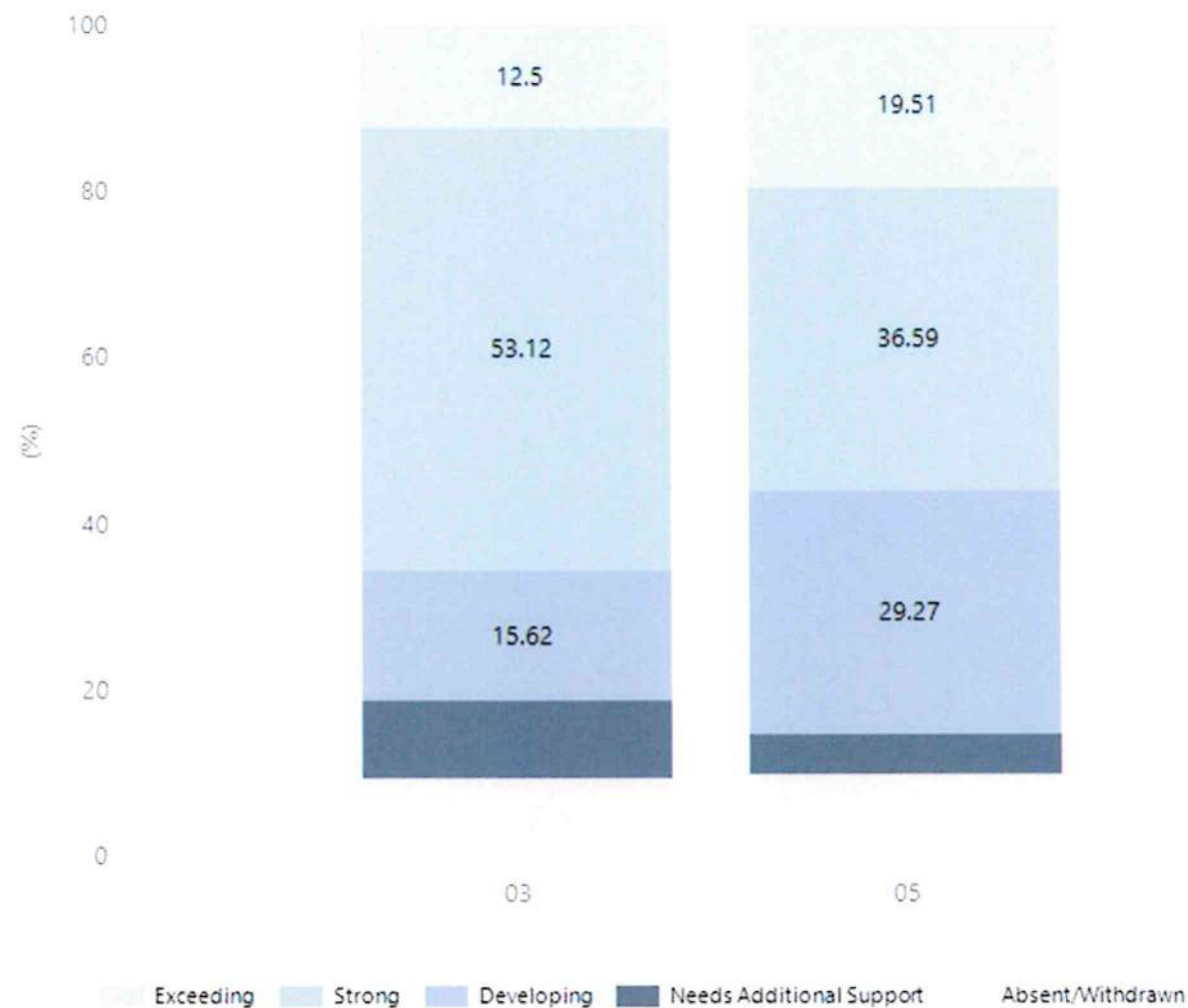
In 2023 the Australian Curriculum, Assessment and Reporting Authority (ACARA) - a Commonwealth Independent statutory authority - announced changes to NAPLAN performance reporting. The new approach replaces the previous numerical NAPLAN bands and the national minimum standard.



Year Level	03	05
Exceeding	1	8
Strong	20	18
Developing	6	7
Needs Additional Support	2	4
Absent/Withdrawn	3	4
Total	32	41

Data Source: Department for Education Assessment Data Holdings, 2024. If there are less than 6 students who sat NAPLAN in a school, no information will be shown. If a year level has less than 6 students, that year level will not be shown in NAPLAN results.

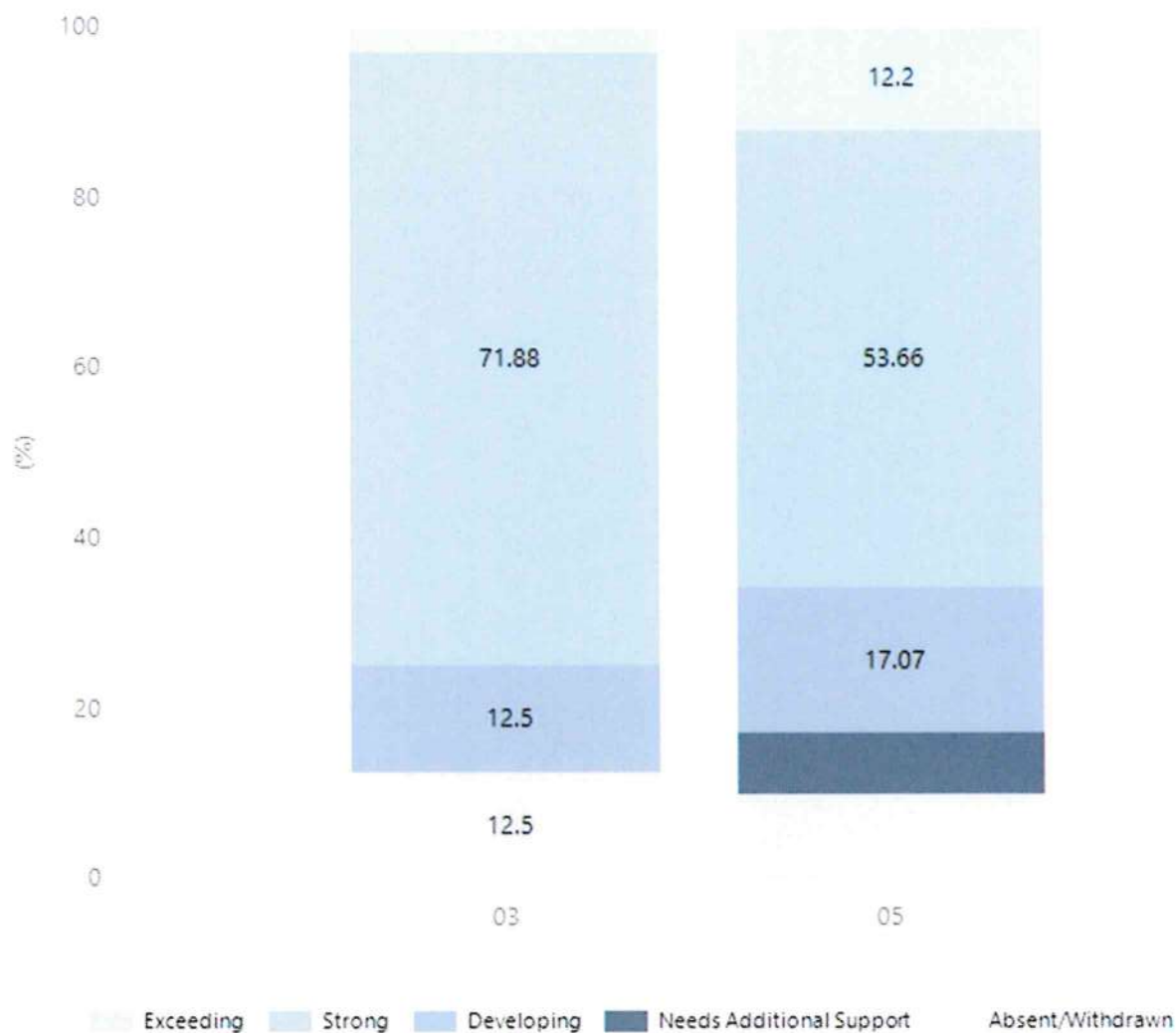
Reading



Year Level	03	05
Exceeding	4	8
Strong	17	15
Developing	5	12
Needs Additional Support	3	2
Absent/Withdrawn	3	4
Total	32	41

Data Source: Department for Education Assessment Data Holdings, 2024. If there are less than 6 students who sat NAPLAN in a school, no information will be shown. If a year level has less than 6 students, that year level will not be shown in NAPLAN results.

Writing

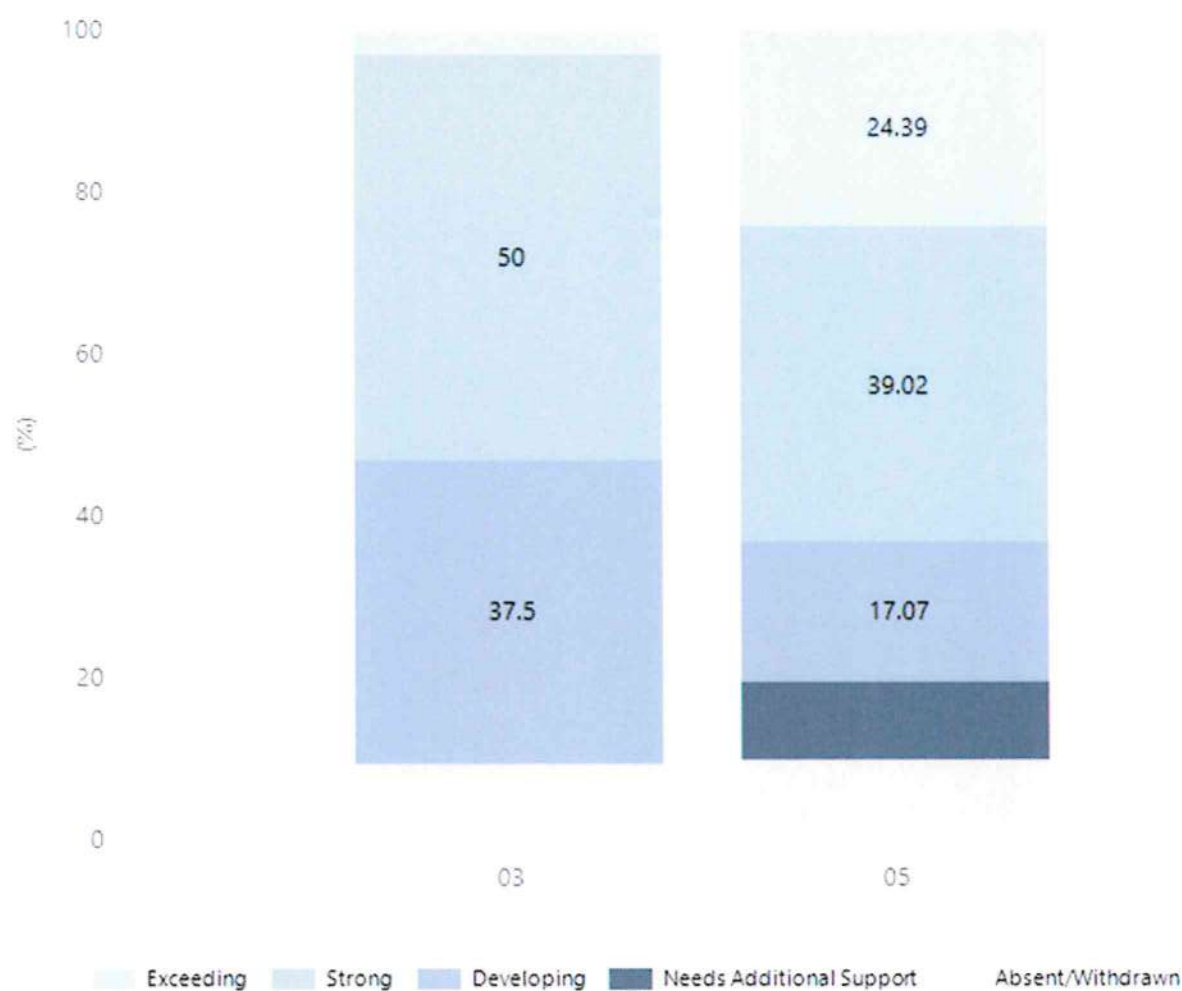


Year Level	03	05
Exceeding	1	5
Strong	23	22
Developing	4	7
Needs Additional Support		3
Absent/Withdrawn	4	4
Total	32	41

Data Source: Department for Education Assessment Data Holdings, 2024. If there are less than 6 students who sat NAPLAN in a school, no information will be shown. If a year level has less than 6 students, that year level will not be shown in NAPLAN results.



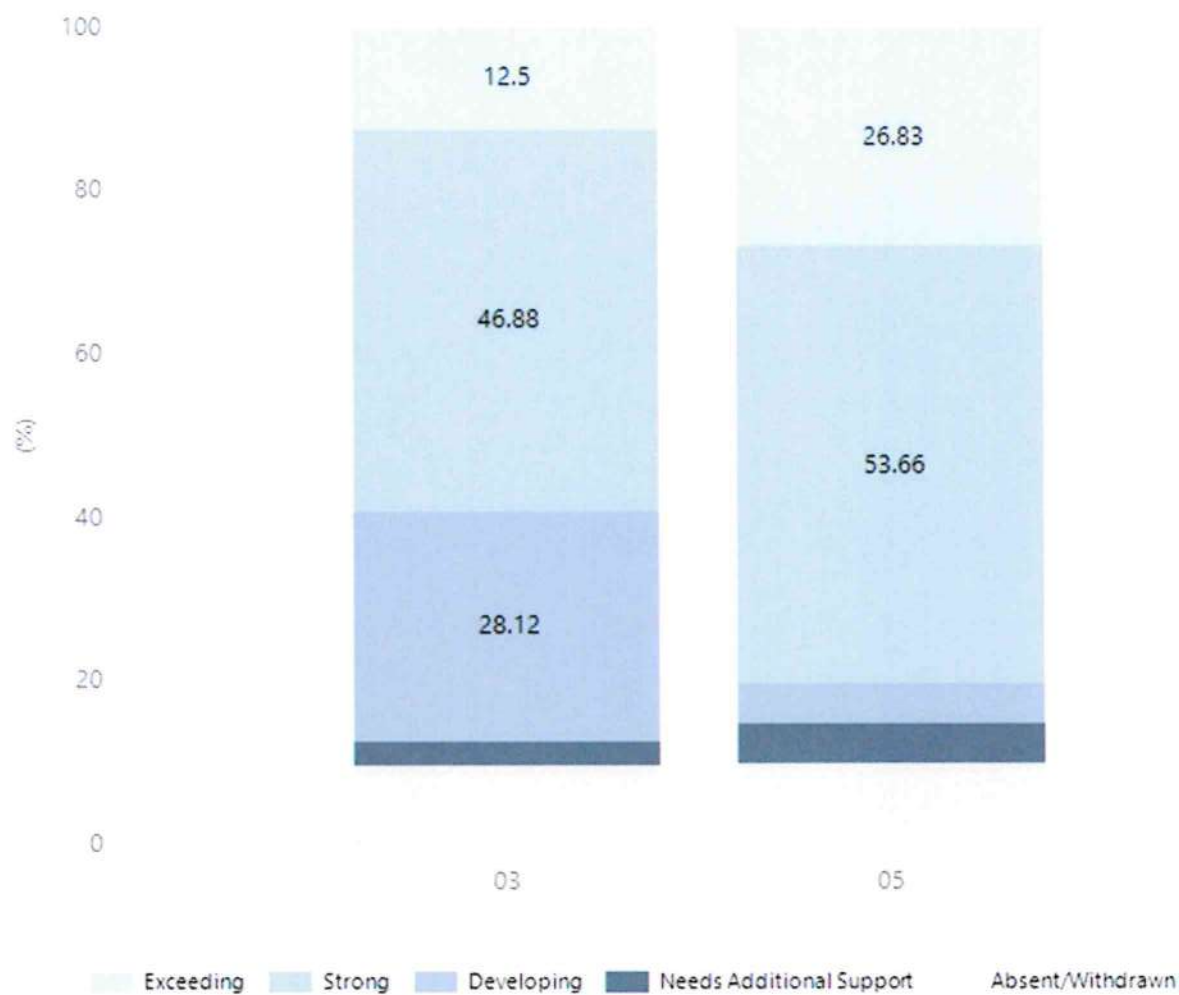
Grammar



Year Level	03	05
Exceeding	1	10
Strong	16	16
Developing	12	7
Needs Additional Support		4
Absent/Withdrawn	3	4
Total	32	41

Data Source: Department for Education Assessment Data Holdings, 2024. If there are less than 6 students who sat NAPLAN in a school, no information will be shown. If a year level has less than 6 students, that year level will not be shown in NAPLAN results.

Spelling



Year Level	03	05
Exceeding	4	11
Strong	15	22
Developing	9	2
Needs Additional Support	1	2
Absent/Withdrawn	3	4
Total	32	41

Data Source: Department for Education Assessment Data Holdings, 2024. If there are less than 6 students who sat NAPLAN in a school, no information will be shown. If a year level has less than 6 students, that year level will not be shown in NAPLAN results.

# School Attendance

Year Level	2022	2023	2024
Reception	87.2%	94.1%	95.0%
Year 01	84.6%	88.9%	91.2%
Year 02	91.0%	87.9%	90.6%
Year 03	84.1%	90.9%	88.3%
Year 04	89.5%	89.8%	90.5%
Year 05	85.3%	92.4%	88.3%
Year 06	86.2%	87.0%	88.8%
Primary Other	82.9%	71.2%	87.4%
Total	86.7%	89.4%	89.9%

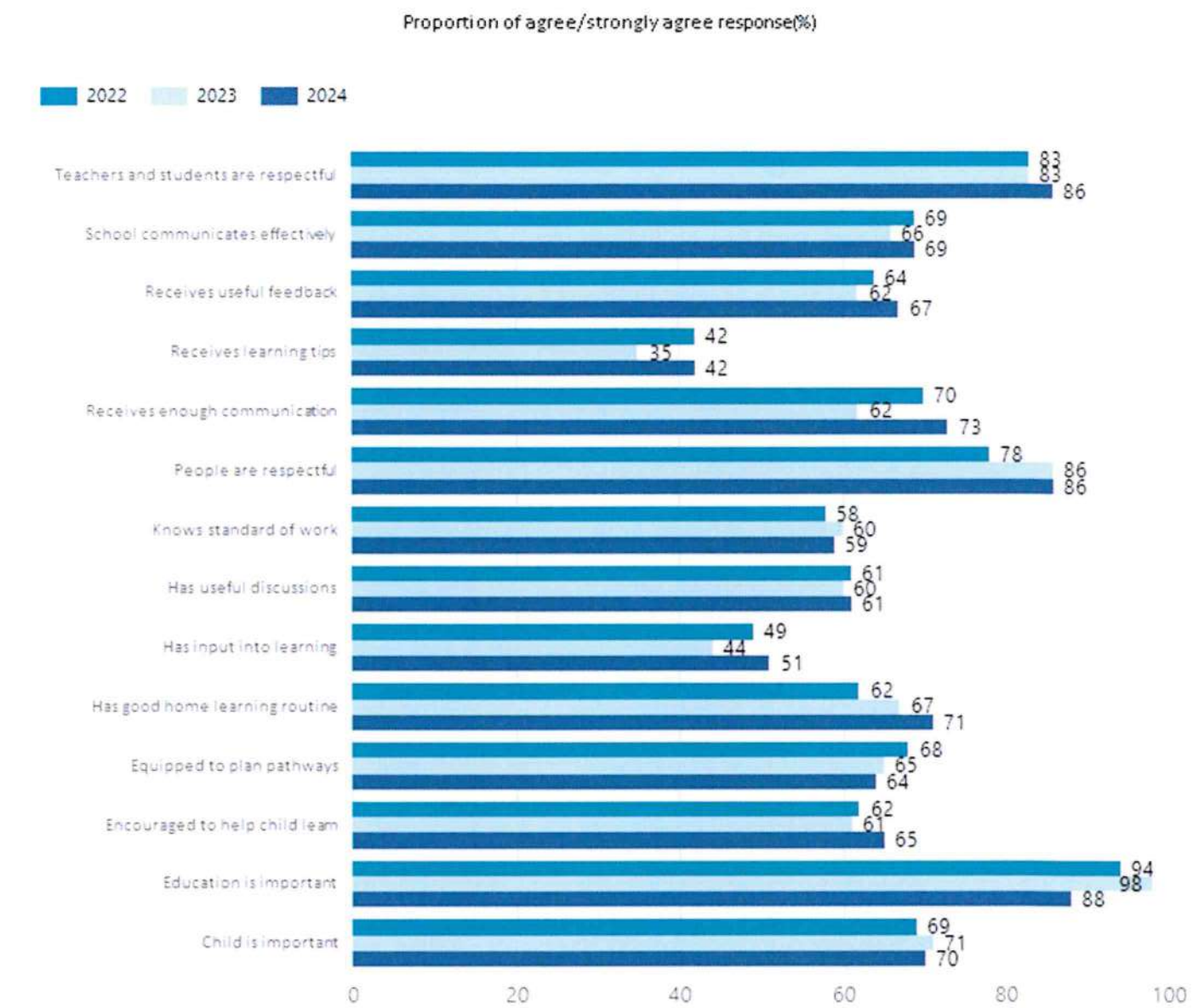
Data Source: Department for Education Attendance Data, Semester 1 Report 2024. A blank cell indicates there we no students enrolled. 'Primary Other' includes students enrolled in specialised education options. 'Secondary Other' includes students who have already spent a year at Year 12 and elected to undertake further study at Year 12.

## Attendance Comment

In South Australia, all children and young people must be in school from 6 years to 16 years old. They must attend a government or non-government school full time. From age 16 to 17 however, young people must attend school or an approved learning program (such as an apprenticeship, traineeship, accredited course or university). Schools and parents must encourage and support students to come to school every day. Parents and caregivers must make sure their child is enrolled in a school, and attends school all day and everyday it is open, unless a child is sick or has an approved exemption. Teachers and leaders actively follow up when a student misses school, including recording all absences and non-attendance. All schools in South Australia have local attendance procedures governed under the Education and Children's Services Regulations 2020.



# School Parent Opinion Survey Results



Data Source: 2024 Department for Education Parent Opinions Survey, Term 3 2024.

# Intended Destination

Leave Reason	Number	%
TG - TRANSFERRED TO SA GOVERNMENT SCHOOL	2	67.0%
VI - LEFT SA FOR VIC	1	33.0%

Data Source: Department for Education Destination Data Report, 2024. Data extract term 3 2024. Data shows recorded destinations for students that left the school in the previous year. Data is uploaded by schools in term 3 and may not reflect final or total figures at time of report creation.

## Highest Qualifications held by the teaching workforce and workforce composition

All teachers at this school are qualified and registered with the SA Teachers Registration Board.

Qualification Level	Number of Qualifications
Bachelor's degrees or Diplomas	17
Postgraduate Qualifications	4

Data Source: Data extracted from Mandatory Workforce Information Collections as on the last pay date of June 2024. As self-reported by staff in the system.

Please note: Data includes staff who are Actively employed and on extended paid leave. Please note only the highest qualification of the Teaching staff is reported. Excludes any number of other certifications earned.

### Workforce composition including indigenous staff

	Teaching Staff		Non-Teaching Staff	
	Indigenous	Non-Indigenous	Indigenous	Non-Indigenous
Full-Time Equivalents	0.0	17.3	0.0	10.8
Persons	0.0	21.0	0.0	17.0

Data Source: Data extracted from Mandatory Workforce Information Collection as on the last pay date of June 2024.

Please note: Data includes staff who are actively employed and on extended paid leave.  
"Indigenous category" is self-reported by staff in the system.

## Financial Statement

Funding Source	Amount
Grants: State	3,505,044-28
Grants: Commonwealth	6,250-00
Parent Contributions	106,181.55
Fund Raising	3,548-45
Other	41,296-86

Data Source: School supplied data.